
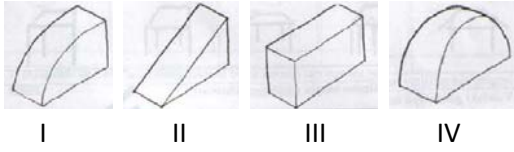


GÖRSEL YETENEK TESTİ

1. Aşağıdaki seçeneklerden hangisinde, dörtgen tamamen çıkartıldığında kalan alan dairenin yarısı kadardır?




2. Aşağıdaki cisimlerden hangisine tam tepeden bakıldığı zaman bir dikdörtgen görünür?

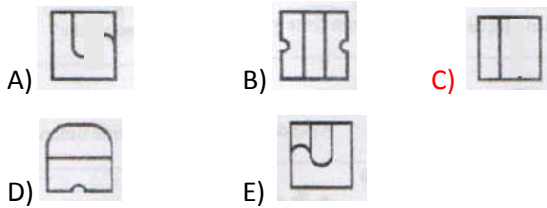


- A) III B) I, III ve IV
C) I, II ve IV D) Hiçbiri
E) Hepsi

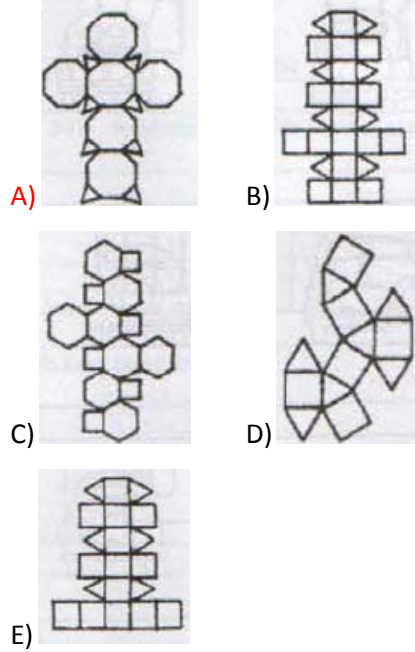
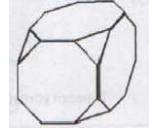
3. Aşağıdakilerden hangisi masanın perspektif olarak çizilmiş doğru görüntüsüdür?



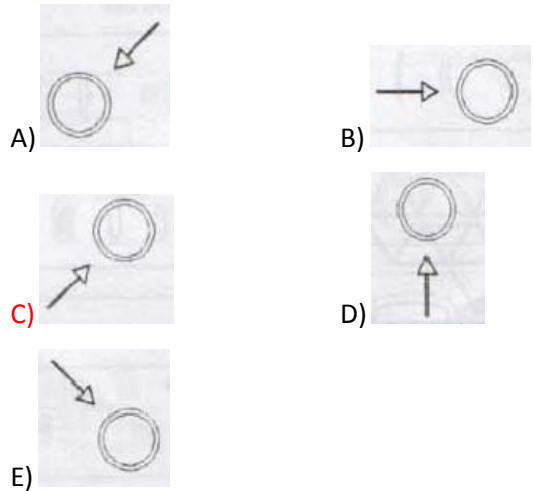
4. Yanda verilen cismin tepeden görünüşü aşağıdakilerden hangisidir?




5. Aşağıdakilerden hangisi yandaki üç boyutlu objeyi oluşturur?



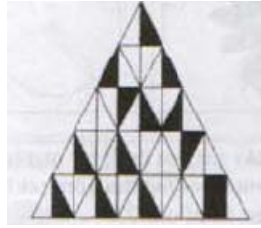
6. Yandaki vazoya, ışık hangi yönden gelmektedir?



7. Yandaki görüntüyü,
aşağıdakilerden hangisi
daireye tamamlar?



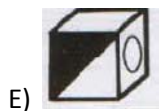

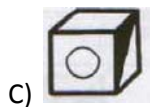
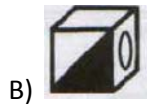

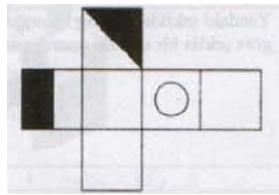
8. Yandaki şekilde
toplam alanın
yüzde kaç
boyalıdır?



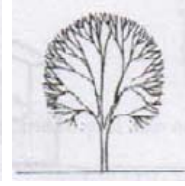

- A) 30 **B) 28**
D) 66 E) 14

C) 50




9. Kağıt üzerine çizilen
yandaki şekil,
katlandığı zaman,
aşağıdaki küplerden
hangisini oluşturur?



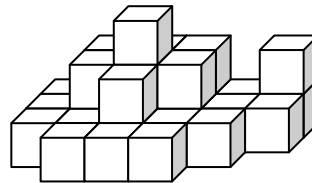
10. Dört ağacın yandan görünüşleri aşağıda
verilmiştir.



Aşağıdakilerden hangisi yukarıda verilen
ağaçların üstten görünüşü olamaz?





11. Aşağıdaki üst üste yerleştirilen küplerin
oluşturduğu şeklin etrafında dolaşıldığında
hiçbir yeri görünmeyen kaç tane küp vardır?

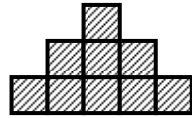


- A) 2 B) 3 C) 4
D) 5 E) 6

12. Aşağıda verilen şekillerden hangisinde aynı anda üç farklı görüntü vardır?

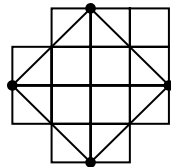


13. Dokuz eş kareden oluşan şekilde, her karenin alanı 9 br^2 ise şeklin çevresi kaç birim olur?



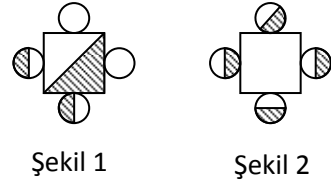
- A) 54 B) 48 C) 42
D) 36 E) 27

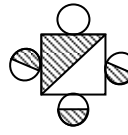
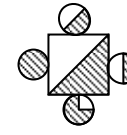
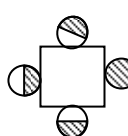
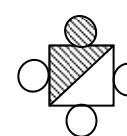
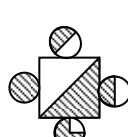
14. Yanda verilen şekilde kaç tane kare vardır?



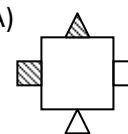
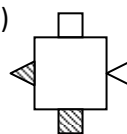
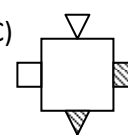
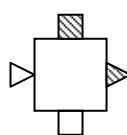
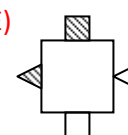
- A) 16 B) 17 C) 20
D) 21 E) 22

15. Aşağıda verilen iki şekil üst üste konulduğunda hangi şekil elde edilir?

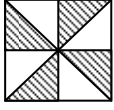


- A)  B) 
C)  D) 
E) 

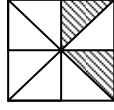
16. Aynı düzlem üzerine çizilmiş aşağıdaki şekillerden farklı olanı bulunuz.

- A)  B) 
C)  D) 
E) 

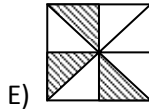
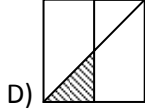
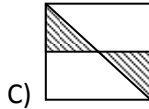
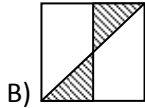
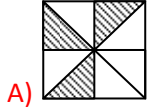
17. Şekil 1'i elde etmek için Şekil 2 aşağıdakilerin hangisi ile üst üste konmalıdır?



Şekil 1

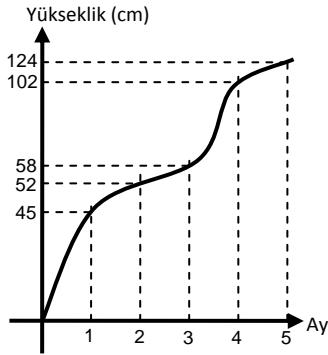


Şekil 2



18. Aşağıda, bir bitkinin büyümesi

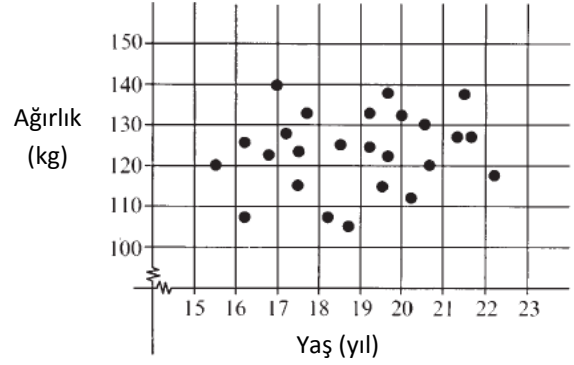
“yükseklik – ay” grafiği olarak verilmiştir.



Buna göre bitkinin, ikinci ay ile beşinci ay arasındaki dönemde, aylık ortalama büyüme miktarı kaç cm olur?

- A) 18 B) 24 C) 36
D) 48 E) 88

19. Aşağıdaki grafikte gösterilen noktalar, fazla kilolu olan 25 kişilik grup bireylerinin yaş ve kilosunu belirtmektedir.



Buna göre, 19 yaşından küçük olup ağırlığı 110 kilonun üzerinde bulunan bireyler grubun yüzde kaçını oluşturur?

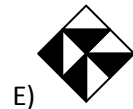
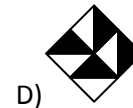
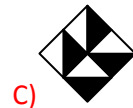
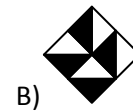
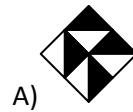
- A) 36 B) 40 C) 44
D) 48 E) 52

20. Yandaki şeklin düzlem

üzerinde 180° döndürülmesi



ile aşağıdakilerden hangisi elde edilir?



Görsel Yetenek Testi

Sona Erdi